

RETAINERS



www.neiafasteners.com

E-Mail: orders@neiafasteners.com

1-800-782-6342

8530 "K" Street

Omaha, NE 68127

Phone: (402) 592-4988

Fax: (402) 592-9271

8116 U.S. Highway 166
Arkansas City, KS 67005

Phone: (620) 442-7526

Fax: (620) 442-7583



www.nfc-usa.com

E-Mail: orders@nfc-usa.com

1-800-786-4658

1817 Jasper Street

Kansas City, MO 64116

Phone: (816) 221-8885

Fax: (816) 472-5555

2335 B-104 E. Chestnut Expwy.
Springfield, MO 65802

Phone: (417) 865-6246

Fax: (417) 865-0596

NOTES

Retainers Section II

ANCHORS

Double Expansion Shields	25
Drop-In	25
Expansion Nut	22
Hammer Drive	23
Hollow Wall	21
Lag Shield	23
Lok-Bolt	21
Plastic Toggle Wall	20
Self Drilling	22
Slotted Flat Head Sleeve	24
Slotted Round Head Machine Screws	19
Steel Drop in Anchor Tool	25
Toggle	19
Vinyl Wall	20
Vinyl Wall Kit	20
Wall-Dog Universal Anchor	21
Wedge	24
Zip-It Wall	19

BUSHINGS

Machinery Bushings	
Narrow Rim	14
Wide Rim	14

KEY STOCK

Plated (Square)	18
UnPlated (Square)	18
Zinc Plated (Rectangular)	18
Metric Un-Plated (Square)	18

NYLON ANCHORS & HANGERS

Cupped Hook	26
Picture Hanger	26

Shelf	26
Universal	26
Utility Hook	26
Wire & Cable Tie	26

PINS

Clevis	
Standard	15
Universal	15
Cotter	1
Double Bow Hairpin	2
Dowel	11
Hairpin Cotter	3
Hitch	4
Linch	4
Retainer	4
Spiral	11
Spring Roll	12
Tractor	4

RETAINING RINGS

External	6, 7
External "E" Type	5
Internal	8, 9

ROLLER CHAIN

Connecting Link	16
Offset Link	16

SHAFT COLLARS

Set Screw	13
Two-Piece Clamp	13

STAR WASHERS

External	10
Internal	10
Internal-External	10

WOODRUFF KEYS

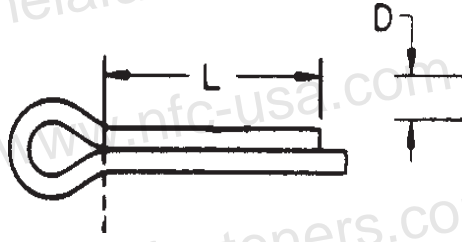
17

YOKE ENDS

16

NOTES

COTTER PINS



- Extended Prong
- Zinc Plated


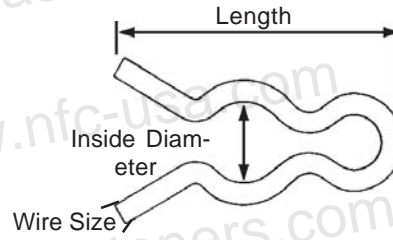
- Length of the pin is measured from under the head to the end of the shorter prong.

"L" Length	"D" Diameter										
	1/16"	3/32"	7/64"	1/8"	5/32"	3/16"	7/32"	1/4"	5/16"	3/8"	1/2"
3/4"	96000	96016		96047	96063						
1"	96001	96017	96032	96048	96064	96080		96096			
1 1/4"	96002	96018		96049	96065	96081		96097			
1 1/2"	96003	96019	96035	96050	96066	96082	96091	96098	96114		
1 3/4"	96004	96020		96051	96067	96083					
2"	96005	96021	96037	96052	96068	96084	96092	96100	96116	96132	
2 1/2"		96023		96054	96070	96086	96093	96102	96118	96134	
3"		96025		96056	96072	96088	96094	96104	96120	96136	96152
3 1/2"										96137	
4"						96090		96106	96122	96138	96154
5"										96139	
6"										96142	96158

DOUBLE BOW HAIRPIN RETAINERS

Actual Size Pictures


Dimensions given under pictures are:
Inside Diameter -- Length



Part Number	Inside Diameter	Overall Length	Wire Diameter	Qty.
54604	1/16"	23/64"	.025	50
54608	5/64"	13/32"	.025	50
54612	3/32"	3/8"	.025	50
*54616	3/32"	13/32"	.025	50
54620	3/32"	1/2"	.025	50
54632	1/8"	31/64"	.045	50
54644	5/32"	31/64"	.025	50
54648	5/32"	5/8"	.045	50
54656	7/32"	3/4"	.060	25
54664	5/16"	1"	.060	25
*54668	3/8"	7/8"	.075	25


* Discontinued Item

HAIR PIN COTTERS



Part Number	"A" Overall Length	"B" Wire Diameter	Use on Shaft Size
16499	1-1/8"	.070	1/4-3/8"
16500	1-1/8"	.054	1/4-5/16"
16502	1-27/64"	.080	5/16-3/8"
16506	1-9/16"	.0725	3/8-1/2"
16508	1-9/16"	.062	3/8-1/2"
16510	1-15/16"	.125	1/2-3/4"
16512	1-7/8"	.0915	3/8-7/16"
16516	2-5/16"	.093	1/4-5/8"
16518	2-3/8"	.120	1/2-5/8"
16520	2-1/2"	.125	5/8-7/8"
16522	2-11/16"	.148	5/8-3/4"
16524	3-3/4"	.178	7/8-1"
16528	4"	.306	1-1 1/2"
16540	5"	.243	1-1 1/2"

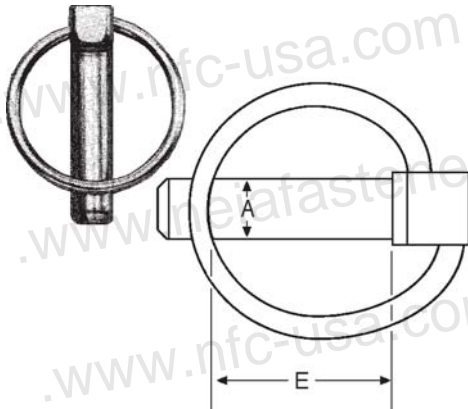
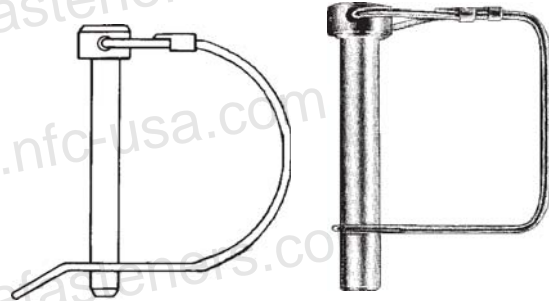
** Discontinued Item*



TRACTOR PINS & RETAINER PINS


Tractor Pins

Part No.	Diameter	Usable Length	Handle Shape
17002	1/4"	1-3/4"	Round
17003	1/4"	2-1/2"	Square
17004	5/16"	2-1/2"	Square
17006	3/8"	2-1/4"	Round
17008	3/8"	2-1/4"	Square



Linch Pins - Perma Plate Finish

Part No.	"A" Pin Diameter	"E" Usable Length
17010	3/16"	1-1/4"
17011	1/4"	1-5/16"
17012	5/16"	1-3/8"
17013	7/16"	1-3/8"
17014	7/16"	1-5/8"
17015	3/8"	1-1/4"



Hitch Pins

Part No.	"A" Shank Dia.	"B" Length	"C" Length
17150	5/8"	4-3/4"	4-1/4"
17155	3/4"	5"	4-1/4"
17157	3/4"	7"	6-1/4"
17165	7/8"	8"	7"
17175	1"	6-7/8"	6-1/4"

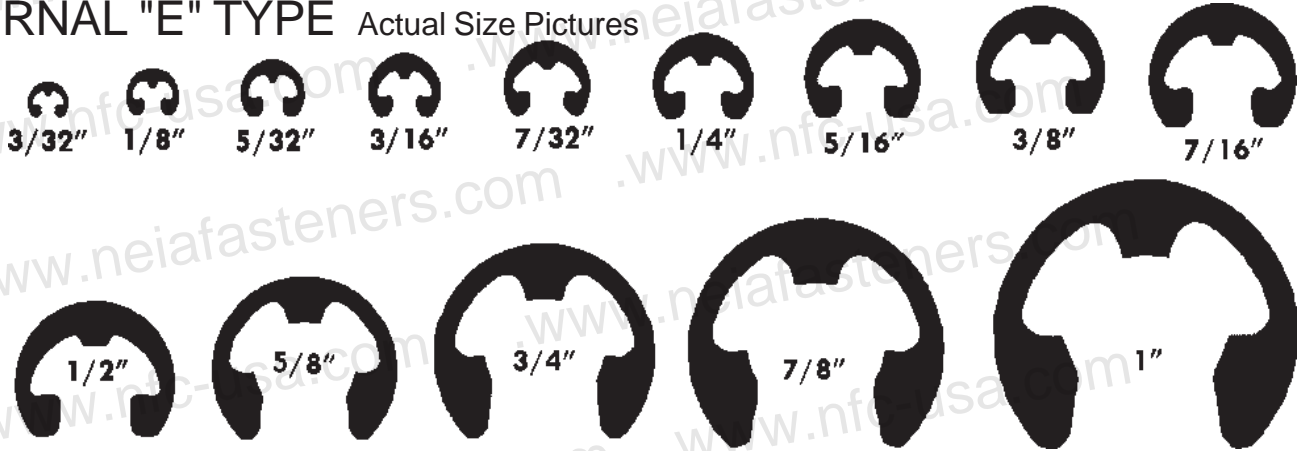
Retainer Pins

Part No.	Inside Diameter	Overall Length	Wire Diameter
17050	1/16"	3/8"	.035
17052	1/8"	1/2"	.030
17053	1/8"	9/16"	.070
17054	1/16"	19/32"	.045
17055	3/32"	37/64"	.045
17056	5/32"	7/8"	.050
17057	7/64"	3/4"	.050
17059	3/16"	1-3/16"	.070

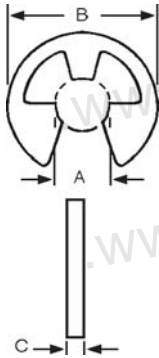


RETAINING RINGS

EXTERNAL "E" TYPE Actual Size Pictures



"E" Type



Reinforced "E" Type

Part Number	"A" Shaft Diameter	"C" Groove Diameter	"B" Groove Diameter	Qty.
54500	1/16	0.052	0.012	50
54504	3/32	0.074	0.018	50
54508	1/8	0.095	0.018	50
54512	9/64	0.105	0.018	50
54516	5/32	0.116	0.029	50
54520	11/64	0.127	0.029	50
54524	3/16	0.125	0.029	50
54528	7/32	0.188	0.029	50
54532	1/4	0.210	0.029	50
54536	5/16	0.260	0.029	50
54540	3/8	0.303	0.039	50
54544	7/16	0.343	0.039	50
54548	1/2	0.369	0.046	50
54552	5/8	0.485	0.046	50
54556	3/4	0.625	0.056	25
54560	7/8	0.675	0.056	25
54564	1	0.835	0.056	25
54568	1 3/16	1.079	0.068	25
54570	1 3/8	1.230	0.068	25

Reinforced "E" Type Retaining Rings

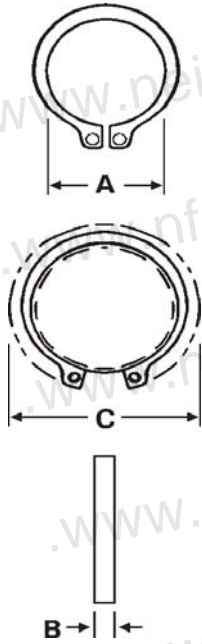
54400	3/32	0.074	0.018	100
54404	1/8	0.095	0.018	100
54408	5/32	0.116	0.029	100
54412	3/16	0.147	0.029	100
54416	7/32	0.188	0.029	100
54420	1/4	0.210	0.029	100
54424	5/16	0.250	0.039	100
54428	3/8	0.303	0.039	100
54432	7/16	0.343	0.039	100
54436	1/2	0.396	0.046	100
54440	9/16	0.437	0.046	100

RETAINERS
**EXTERNAL
 RETAINING RINGS**

Actual Size Pictures



RETAINERS
**EXTERNAL
RETAINING RINGS**

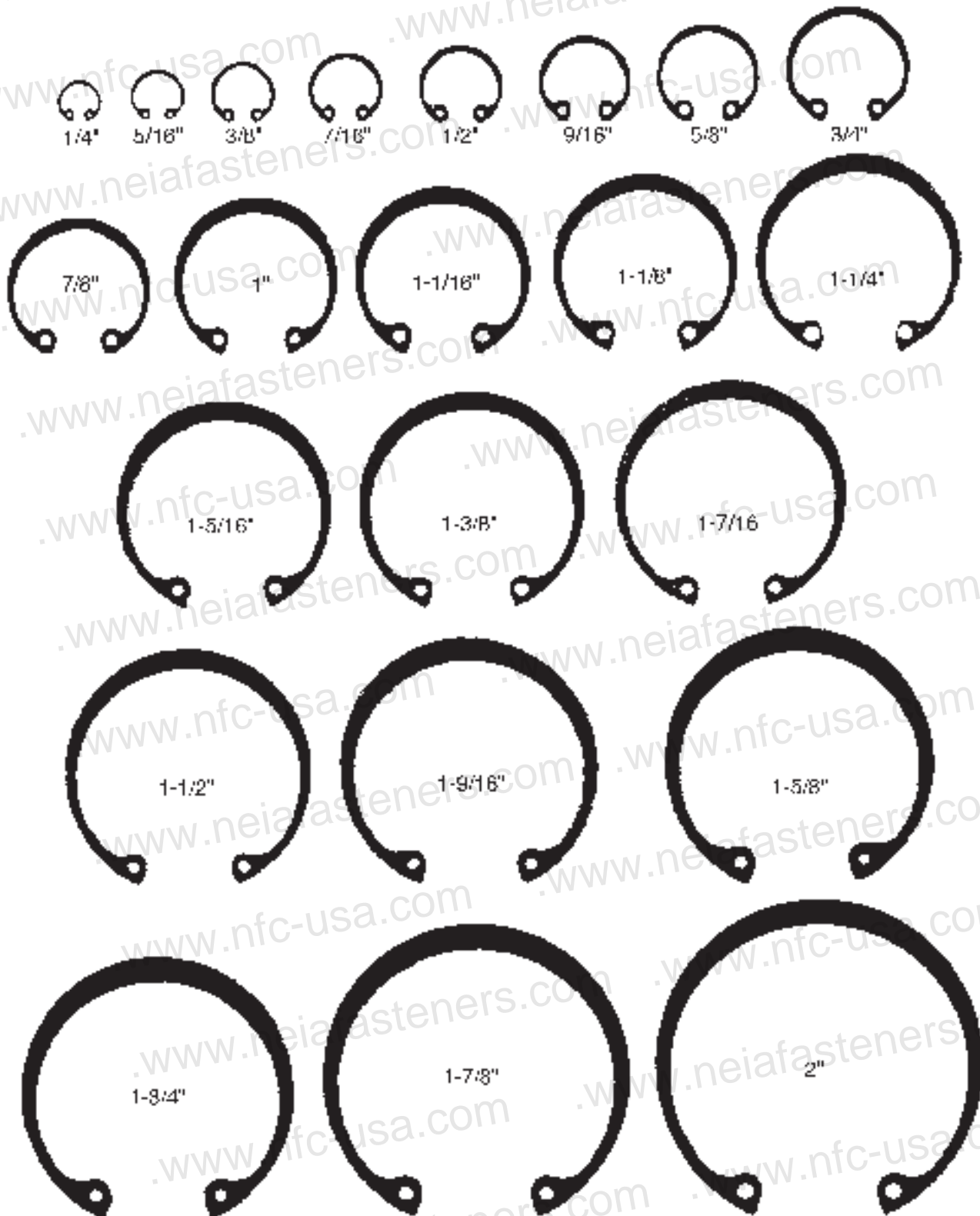


Part Number	Shaft Diameter "A"	Thickness "B"	Free Diameter "C"	Qty.
54000	1/8"	0.010	0.112	50
54004	1/4"	0.025	0.225	50
54008	9/32"	0.025	0.256	50
54012	5/16"	0.025	0.281	50
54016	11/32"	0.025	0.309	50
54020	3/8"	0.025	0.338	50
54024	13/32"	0.025	0.366	50
54028	7/16"	0.025	0.395	50
54032	1/2"	0.035	0.461	50
54036	9/16"	0.035	0.521	50
54040	19/32"	0.035	0.550	50
54044	5/8"	0.035	0.579	50
54048	11/16"	0.042	0.635	25
54052	3/4"	0.042	0.693	25
54056	13/16"	0.042	0.751	25
54060	7/8"	0.042	0.810	25
54064	15/16"	0.042	0.867	25
54068	1"	0.042	0.925	25
54072	1-1/16"	0.050	0.982	25
54076	1-1/8"	0.050	1.041	25
54080	1-3/16"	0.050	1.098	25
54084	1-1/4"	0.050	1.156	25
54086	1-3/8"	0.050	1.272	25
54088	1-1/2"	0.050	1.387	25
54090	1-9/16"	0.062	1.446	25
54091	1-5/8"	0.062	1.503	25
54092	1-3/4"	0.062	1.618	25
54096	2"	0.062	1.850	10
54100	2-1/4"	0.078	2.081	10
54104	2-1/2"	0.078	2.313	10

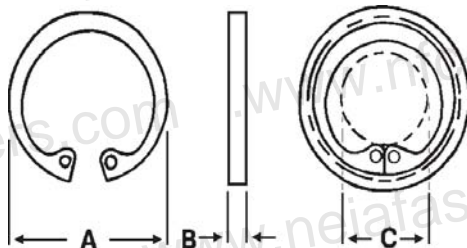
Part Number	Shaft Diameter	Qty.
54200	3/32" - (.092 to .096 Sha)	25
54204	1/8" - (.123 to .127 Sha)	25
54208	1/16" - (.185 to .189 Sha)	25
54212	1/4" - (.248 to .252 Sha)	25
54216	1/8" - (.310 to .316 Sha)	25
54220	1/8" - (.373 to .379 Sha)	25
54224	1/16" - (.434 to .440 Sha)	25
54228	1/2" - (.467 to .503 Sha)	25
54232	1/8" - (.622 to .628 Sha)	25

**External Retaining Rings
- No Groove Required.**

RETAINERS
**INTERNAL
 RETAINING RINGS**




RETAINERS
**INTERNAL
 RETAINING RINGS**




Part Number	Shaft Diameter "A"	Thickness "B"	Free Diameter "C"	Qty.
54300	1/4"	0.015	0.280	50
54304	5/16"	0.015	0.346	50
54308	3/8"	0.025	0.415	50
54312	7/16"	0.025	0.482	50
54316	1/2"	0.035	0.548	50
54320	9/16"	0.035	0.620	50
54324	5/8"	0.035	0.694	50
54328	3/4"	0.035	0.831	50
54330	13/16"	0.042	0.901	25
54332	7/8"	0.042	0.971	25
54334	15/16"	0.042	1.041	25
54336	1"	0.042	1.111	25
54340	1-1/8"	0.050	1.249	25
54344	1-1/4"	0.050	1.388	25
54348	1-5/16"	0.050	1.456	25
54352	1-3/8"	0.050	1.526	25
54356	1-7/16"	0.050	1.596	25
54360	1-1/2"	0.050	1.660	25
54364	1-5/8"	0.062	1.804	15
54368	1-3/4"	0.062	1.942	15
54371	1-7/8"	0.062	2.054	15
54373	2"	0.062	2.210	15

STAR WASHERS



External



Internal

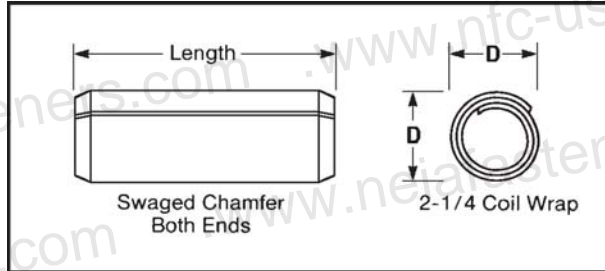


Internal -External

	Internal	External	Internal-External
#4	95450	95400	
#6	95451	95401	95551
#8	95452	95402	95552
#10	95453	95403	95553
#12	95454	95404	
#14 or 1/4"	95455	95405	95555
5/16"	95456	95406	95556
3/8"	95457	95407	95557
7/16"	95458	95408	95558
1/2"	95459	95409	95559
5/8"	95460	95410	95560
3/4"	95461	95411	
7/8"	95462	95412	

SPIRAL & DOWEL PINS

SPIRAL PINS



Length	Diameter				
	1/8"	3/16"	1/4"	5/16"	3/8"
1/2"	96401	96427			
3/4"	96403		96448		
1"	96405		96450	96469	96486
1-1/4"	96407		96452	96470	96487
1-1/2"	96408		96454	96471	96488
2"	96410	96437	96458	96474	96492
2-1/2"			96460	96477	96495

DOWEL PINS



Length	Diameter							
	1/8"	3/16"	1/4"	5/16"	3/8"	1/2"	5/8"	3/4"
1/2"		96890						
3/4"		96892	96904	96920				
1"	96885	96894	96906	96922	96938	96952		
1-1/4"		96896	96908	96924	96940	96953		
1-1/2"		96898	96910	96926	96942	96954	96962	
1-3/4"			96912	96928	96944			
2"		96902	96914	96930	96946	96956	96964	
2-1/2"					96948	96958	96966	
3"					96950	96959	96968	96974
4"						96960		96976
5"								96978

SPRING ROLL PINS

Easily Installed
Heat Treated
Uni-Zinc Plated



Reusable
Self Locking
Chamfered Corners

Length	Diameter												
	1/16"	5/64"	3/32"	1/8"	5/32"	3/16"	7/32"	1/4"	5/16"	3/8"	7/16"	1/2"	
3/16"	96500												
1/4"	96501	96516	96535	96555*									
5/16"			96536										
3/8"	96503	96518	96537	96557									
7/16"			96538*										
1/2"	96505	96520	96539	96559	96581	96612		96670					
9/16"		96521			96582*		96640						
5/8"	96507	96522	96541	96561	96583*	96614	96641*	96672					
11/16"													
3/4"	96509	96525	96543	96563	96585	96616	96643	96674	96705	96740			
13/16"	96510*		96544					96675					
7/8"	96511*	96527*	96545	96565	96587*	96618*	96645	96676	96707				
15/16"							96646	96677					
1"	96513	96529	96547	96567	96589	96620	96647	96678	96709	96743	96775		
1-1/8"			96548	96568	96590*	96621	96648	96679					
1-1/4"		96531	96549	96569	96591	96622	96649	96680	96711	96745	96777	96810	
1-3/8"			96550		96592*	96623	96650	96681	96712				
1-1/2"		96533	96551	96571	96593	96624	96651	96682	96713	96747	96779	96812	
1-5/8"					96594*	96625	96652	96683					
1-3/4"				96573	96595	96626	96653	96684	96715	96749	96781	96814	
1-7/8"				96574*		96627		96685	96716				
2"				96575	96597	96628	96655	96686	96717	96751	96783	96816	
2-1/4"					96599*	96630*		96688	96719	96753		96818	
2-1/2"					96601	96632	96659	96690	96721	96755	96787	96820	
2-3/4"								96692	96723	96757		96822	
3"							96663	96694	96725	96759	96791	96824	
3-1/4"									96727	96761		96826	
3-1/2"								96698	96729	96763		96828	
3-3/4"									96731			96830	
4"									96733	96766	96799	96832	

*These are discontinued items, ask your sales representative on quantities.

A well stocked assortment of Roll Pins means having the right size when you need it!
Ask your sales representative for details today.



Replacing a grooved pin

Replacing a key

Replacing a rivet shaft

Replacing a cotter pin

Replacing a set screw

Replacing a clevis pin

Replacing a headed pin

Replacing a hub on a gear

SHAFT COLLARS

Set Screw Collars

- Precision-machined collars of solid cold-drawn steel.
- Zinc plated to control rust.
- Each collar is supplied with socket head set screw.

Used as shaft retainers for pulleys, gears, cams, idlers, frame stops, levers, sprockets, bearings.



Inside Diameter	Part No.
1/4"	17698
5/16"	17699
3/8"	17700
7/16"	17701
1/2"	17702
5/8"	17704
3/4"	17706
7/8"	17708
15/16"	17710
1"	17712
1-1/16"	17714
1-1/8"	17716
1-3/16"	17718
1-1/4"	17720

Inside Diameter	Part No.
1-5/16"	17722
1-3/8"	17724
1-7/16"	17726
1-1/2"	17728
1-5/8"	17730
1-3/4"	17732
1-7/8"	17734
1-15/16"	17736
2"	17738
2-1/4"	17740
2-1/2"	17742
2-3/4"	17744
2-15/16"	17746
3"	17748

Two-Piece Clamp

- Does not mar the shaft.
- Single point faced.
- Opposing screws available.
- Screws included with collars.
- Width tolerance: =.003" -.010".



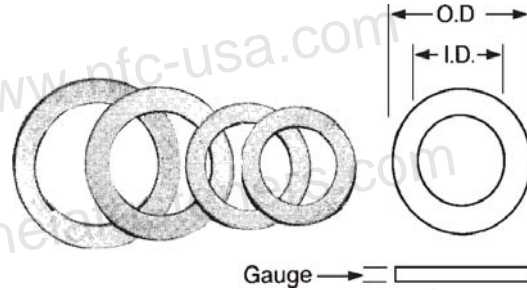
Size	Part No.
1/4"	16902
5/16"	16903
3/8"	16904
7/16"	16905
1/2"	16906
5/8"	16908
3/4"	16910
7/8"	16912
1"	16914
1-1/16"	16915

Size	Part No.
1-1/8"	16916
1-3/16"	16917
1-1/4"	16918
1-3/8"	16920
1-1/2"	16922
1-5/8"	16924
1-3/4"	16926
1-7/8"	16928
2"	16930

BUSHINGS

MACHINERY BUSHINGS - STEEL

Precision Finished - For Shimming or Bushing Gears, Sprockets, Bearings, Etc.



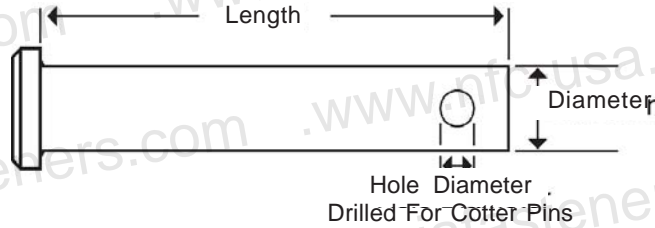
Narrow Rim Bushings - 14 Gauge (medium)

Wide Rim Bushings - 14 Gauge (medium)

Part Number	Inside Diameter	Outside Diameter	Quantity
17625	1/2	7/8	10
17626	9/16	1	10
17627	5/8	1	10
17628	3/4	1-1/4	10
17629	7/8	1-3/8	10
17630	1	1-1/2	10
17631	1-1/8	1-3/4	10
17632	1-1/4	1-7/8	5
17633	1-3/8	2-1/8	5
17634	1-1/2	2-1/4	5
17635	1-5/8	2-3/8	5
17636	1-3/4	2-1/2	5
17637	1-7/8	2-7/8	5
17638	2	3	5
17639	2-1/8	3-1/8	5
17640	2-1/4	3-1/4	5
17642	2-1/2	3-1/2	5

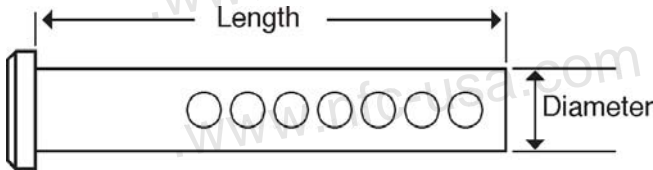
Part Number	Inside Diameter	Outside Diameter	Quantity
17650	5/8	1-1/4	10
17651	3/4	1-1/2	10
17652	7/8	1-3/4	10
17653	1	2	5
17654	1-1/8	2-1/8	5
17655	1-1/4	2-1/4	5
17656	1-3/8	2-1/2	5
17657	1-1/2	3	5
17658	1-5/8	3-1/8	5
17659	1-3/4	3-1/4	2
17660	1-7/8	3-3/8	2
17661	2	3-1/2	2
17662	2-1/8	3-5/8	2
17663	2-1/4	3-3/4	2
17664	2-1/2	3-7/8	2
17665	2-3/4	4	2
17666	3	4-1/4	2

CLEVIS PINS



Length	Diameter						
	3/16"	1/4"	5/16"	3/8"	7/16"	1/2"	5/8"
3/4"	16603	16612	16640	16672			
7/8"	16604		16641				
1"	16605	16615	16642	16673	16698	16713	
1-1/4"	16606	16617	16645	16676	16700	16714	
1-1/2"		16619	16647	16679	16701	16717	16740
1-3/4"		16620		16681		16718	
2"		16622	16654	16683	16704	16719	16742
2-1/4"		16624	16656	16685	16705	16720	
2-1/2"		16626	16658	16687	16707	16721	16744
2-3/4"		16628	16660	16689		16722	
3"		16630	16662	16691		16724	16747
4"						16726	
Hole Diameter for Cotter Pin	3/32"	3/32"	1/8"	5/32"	5/32"	5/32"	5/32"

UNIVERSAL CLEVIS PINS

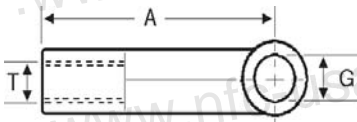
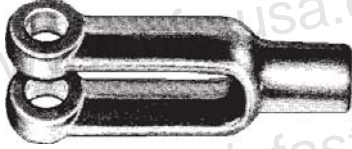


- Universal Clevis Pins reduce needed inventory

Part No.	Diameter	Length	Quantity
16805	1/4"	2"	25
16810	5/16"	2"	25
16817	3/8"	2"	25
16822	7/16"	2"	20
16823	7/16"	2-1/2"	10
16824	7/16"	3"	10
16827	1/2"	2"	10
16828	1/2"	2-1/2"	10
16829	1/2"	3"	5
16833	5/8"	3"	5

YOKE ENDS & ROLLER CHAIN

YOKE ENDS



- Drop Forged
- Self-Colored

Part Number	"T" Tap Size	"A" Length	"G" Diameter
17450	1/4-28	2	1/4
17452	5/16-24	2-1/4	5/16
17454	3/8-24	2-1/2	3/8
17456	7/16-20	2-7/8	7/16
17458	1/2-20	3	1/2
17460	5/8-18	4-15/16	5/8

ROLLER CHAIN

Elite Roller Chain ISO 9001 Certified

Exceeds all requirements of the ANSIB29.1 specifications. These chains offer high quality with proven performance.



(*Note: All Roller Chain Sold in Box Quantity of 10 ft.*)

Part No.	Ind No.	Pitch	Roller Diameter	Roller Width	Pin Diameter	Plate Height	Thickness	Length
18030	35	3/8	0.200	0.188	0.141	0.347	0.050	10 ft.
18040	40	1/2	0.312	0.313	0.156	0.457	0.060	10 ft.
18050	50	5/8	0.400	0.375	0.200	0.571	0.080	10 ft.
18060	60	3/4	0.469	0.500	0.234	0.689	0.094	10 ft.
18080	80	1	0.625	0.625	0.312	0.921	0.125	10 ft.

Connecting Link



Part No.	Description
18035	#35
18045	#40
18055	#50
18065	#60
18068	#60H
18085	#80
18088	#80H
18105	#100

Offset Link



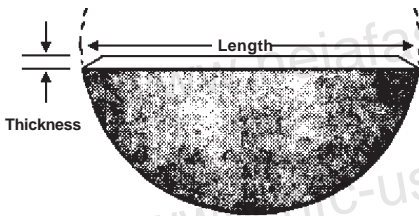
Part No.	Description
18036	#35
18046	#40
18056	#50
18066	#60
18069	#60H
18086	#80
18089	#80H
18106	#100

WOODRUFF KEYS



Carbon Steel WOODRUFF KEYS

- For repair work on vehicles, axles, shafts, trailers.
- Selected cold drawn 1035 steel, heat treated for strength.
- Precision machined for smooth finish and burr-free edges.

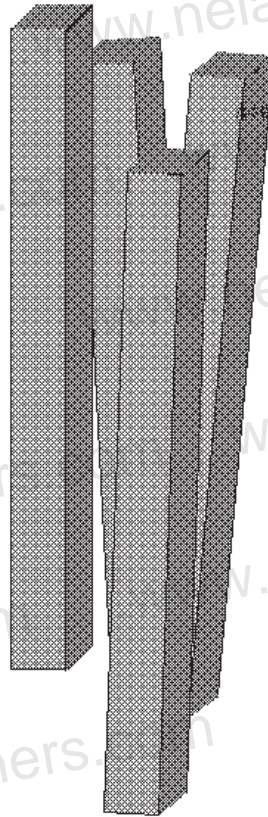


Part Number	Thickness	Length	Industry Number	Quantity
14000	1/16"	1/2"	1	25
14001	3/32"	1/2"	2	25
14002	1/8"	1/2"	3	25
14003	3/32"	5/8"	4	25
14004	1/8"	5/8"	5	25
14005	5/32"	5/8"	6	25
14006	3/16"	5/8"	61	25
14007	1/8"	3/4"	7	25
14008	5/32"	3/4"	8	25
14009	3/16"	3/4"	9	25
14010	1/4"	3/4"	91	25
14011	5/32"	7/8"	10	25
14012	3/16"	7/8"	11	25
14013	7/32"	7/8"	12	20
14014	1/4"	7/8"	A	20
14015	1/4"	31/32"	141	20
14016	3/16"	1"	13	20
14017	7/32"	1"	14	20
14018	1/4"	1"	15	20
14019	5/16"	1"	B	20
14020	3/8"	1"	152	15
14021	3/16"	1-1/8"	16	15
14022	7/32"	1-1/8"	17	15
14023	1/4"	1-1/8"	18	15
14024	5/16"	1-1/8"	C	15
14025	3/16"	1-1/4"	19	15
14026	7/32"	1-1/4"	20	15
14027	1/4"	1-1/4"	21	15
14028	5/16"	1-1/4"	D	15
14029	3/8"	1-1/4"	E	15
14030	1/4"	1-3/8"	22	15
14031	5/16"	1-3/8"	23	10
14032	3/8"	1-3/8"	F	10
14033	1/4"	1-1/2"	24	10
14034	5/16"	1-1/2"	25	10
14035	3/8"	1-1/2"	G	10
14036	3/16"	1-3/8"	126	10
14037	1/4"	1-3/8"	127	10
14038	5/16"	1-3/8"	128	10
14039	3/8"	1-3/8"	129	10
14040	3/16"	1-23/32"	26	10
14041	1/4"	1-23/32"	27	10
14042	5/16"	1-23/32"	28	10
14043	3/8"	1-23/32"	29	10
14044	1/4"	2"	RX	10
14045	3/8"	2"	TX	10
14046	1/2"	2"	VX	10

KEY STOCK

Plated Key Stock (Square) 12" Lengths

Part No.	Size	Length	Quan.
14102	1/8	12"	5
14103	3/16	12"	5
14104	1/4	12"	5
14105	5/16	12"	5
14106	3/8	12"	5
14107	7/16	12"	5
14108	1/2	12"	2
14109	9/16	12"	2
14110	5/8	12"	2
14111	3/4	12"	1
14112	7/8	12"	1
14113	1"	12"	1



Un-Plated Key Stock (Square) 12" Lengths

Part No.	Size	Length	Quan.
14114	1/8	12"	5
14115	3/16	12"	5
14116	1/4	12"	5
14117	5/16	12"	5
14118	3/8	12"	5
14119	7/16	12"	5
14120	1/2	12"	2
14121	5/8	12"	2
14122	3/4	12"	2
14123	7/8	12"	1
14124	1"	12"	1

Metric Un-Plated Key Stock (Square) 12" Lengths


Part No.	Size	Length	Quan.
14152	4 X 4 MM	12"	5
14154	5 X 5 MM	12"	5
14156	6 X 6 MM	12"	5
14157	7 X 7 MM	12"	5
14161	8 X 8 MM	12"	5
14164	10X10 MM	12"	5
14168	12X12 MM	12"	5
14171	14X14 MM	12"	5
14174	16X16 MM	12"	5
14177	18X18 MM	12"	5
14180	20X20 MM	12"	5

Zinc Plated Key Stock (Rectangular) 12" Lengths

Part No.	Size	Length	Quan.
14125	1/8 x 1/4	12"	2
14128	3/16 x 1/4	12"	2
14131	1/4 x 5/16	12"	2
14132	1/4 x 3/8	12"	2
14135	5/16 x 3/8	12"	2
14138	3/8 x 1/2	12"	1
14142	1/2 x 5/8	12"	1

WALL ANCHORS

**Toggle Heads & Machine Screws
Sold Separately**



ZIP-IT® WALL ANCHOR



- Features Snap Open Action
- Ideal for all hollow wall applications
- Strong and dependable where a need for an inaccessible attachment needed

Toggle Heads Only

**Use Sheet Metal or
Dry Wall Screws**

Part No.	Screw Diameter	Drill Size	Qty.
16164	#8-32		25
16165	#6-32 (1/8")	3/8"	25
16166	10-24 (3/16")	1/2"	25
16167	1/4 - 20	5/8"	25
16168	5/16 - 18	7/8"	25
16169	3/8 - 16	7/8"	25
16170	1/2 - 13	1 - 3/8"	25

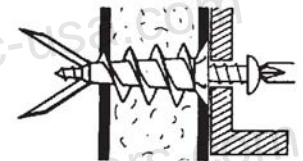

Part No.	Description	Screw Size
16172	Zip-it Wall Anchor (Steel)	#8
16173	Zip-it Wall Anchor (Nylon)	#8
16174	Zip-it Wall Anchor (Nylon)	#6

**Slotted Round Head
Machine Screws Only**

Part No.	Diameter	Length	Qty.
85100	#6-32 (1/8")	3"	25
85102	#6-32 (1/8")	4"	25
85128	#8-32	3"	25
85158	#10-24 (3/16")	3"	25
85161	#10-24 (3/16")	4"	25
85164	#10-24 (3/16")	5"	25
85167	#10-24 (3/16")	6"	25
85242	1/4 - 20	3"	25
85245	1/4 - 20	4"	25
85247	1/4 - 20	5"	25
85249	1/4 - 20	6"	25
85269	5/16 - 18	3"	25
85271	5/16 - 18	4"	25
85273	5/16 - 18	5"	25
85275	5/16 - 18	6"	25
85289	3/8 - 16	3"	25
85291	3/8 - 16	4"	25
85293	3/8 - 16	5"	25
85295	3/8 - 16	6"	25
85310	1/2 - 13	4"	25
85314	1/2 - 13	6"	25

NO PRE-DRILLING REQUIRED

1. Place #2 Phillips screwdriver into recess
2. Press into hollow wall while turning clockwise until it is seated flush with wall.
3. Place fixture over Zip-It and INSERT SCREW SUPPLIED. Tighten screw; be sure not to over-tighten



Ask your sales representative about our Zip-It® assortment or get the details on our custom made assortments of toggle heads and machine screws.

WALL ANCHORS

VINYL WALL ANCHORS

- A fast, economical fastener for all types of material. Use as a blind hole fastener in brick, concrete, etc., or as a hollow wall fastener in plaster, drywall, paneling etc.



Part No.	Diameter & Length	Screw Size	Drill Hole Size
16049	3/16" x 3/4"	6-8	3/16"
16050	3/16" x 7/8"	8-10	3/16"
16051	1/4" x 1"	10-12	1/4"
16052	5/16" x 1-1/2"	14-16	5/16"

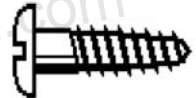
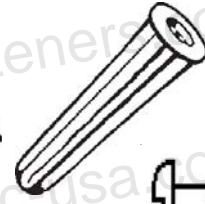
Installation

- Pre-drill recommended hole, insert anchor in hole and it's ready to accept screw and fixture.

VINYL WALL ANCHOR KIT

Part No. 16060

- Contains 100 Ribbed Plastic Anchors that will accept either a #10 or #12 screw
- Also contains 100 - #10 x 1" Slotted Pan Head Screws
- Contains 1/4" Carbide Drill Bit
- Neatly packed in a see-through Plastic Container



For light duty fastening in concrete, brick, masonry or drywall. It's ridged body will not permit the plastic anchor to turn.

PLASTIC TOGGLE WALL ANCHORS

- The plastic toggle is for light fastening in masonry, concrete, drywalls and wood paneling.
- Attach signs, posters, frames - ANYTHING
- Just drill a 5/16" hole and squeeze!

Part No.	Grip Range	Hole Size
16070	1/4" - 1/2"	5/16"
16072	1/2" - 5/8"	5/16"



DUAL PURPOSE

- Use as a toggle in drywall and wood.
- Use as a plug in drywall, masonry or concrete.

WALL ANCHORS

HOLLOW WALL ANCHORS

- This anchor is designed to be used in shallow materials such as wallboard, drywall, paneling, etc.
- As the screw on the anchor is turned, the anchor secures itself to the back side of the shallow material.
- Grip ranges available from 1/16" thick to 1 1/2" thick.
- Allows you to keep hole size to a minimum.
- Complete with machine screw.



Part No	Anchor Size	Anchor Legth	Hole Size	Grip Range	Qty.
16100	1/8"	Ex-Short	5/16"	1/8" to 1/4"	25
16101	1/8"	Short	1/4"	3/8" to 1/2"	25
16102	1/8"	Ex-Long	1/4"	1-1/4" to 1-1/2"	25
16103	1/8"	Long	1/4"	5/8" to 1"	25
16105	3/16"	Short	3/8"	3/8" to 5/8"	25
16106	3/16"	Long	3/8"	3/4" to 1-1/8"	25
16109	1/4"	Short	1/2"	3/8" to 1/2"	25
16110	1/4"	Long	1/2"	5/8" to 1-1/8"	25

HOLLOW DRIVE WALL ANCHORS



Part No.	Anchor Size	Anchor Length	Grip Range	Qty.
16112	1/8"	Long	1/2" to 3/4"	25

WALL-DOG UNIVERSAL LIGHT DUTY ANCHOR



Part No.	Hd Type	Hd Color	Qty.
16092	Oval	Chrome	100
16094	Pan	Chrome	100
16096	Oval	White	100
16098	Pan	White	100



Part No.	Kit Contains
16090	50 Chrome Pan Hd Anchors w/ Phillips Screwdriver
16091	50 Chrome Pan Hd Anchors w/ 3/16" Straight shank bit

WALL ANCHORS



EXPANSION NUT ANCHORS (Internal Threads for Machine Screws)

- Ideal for anchoring equipment to concrete, brick, stone, and other masonry
 - Lead sleeve and alloy cone resist oxidation
 - Fixtures removable
 - Attractive and finished appearance
- No studs show when installed - the nut is in the hole. Masonry can be resurfaced

Part No.	Screw Size	Drill Size	Min. Depth
16025	8-32	3/8"	1/2"
16026	10-24	5/16"	5/8"
16027	1/4-20	1/2"	7/8"
16028	5/16-18	5/8"	1"
16029	3/8-16	3/4"	1-1/4"
16030	1/2-13	7/8"	1-1/2"

SELF DRILLING ANCHOR

This anchor functions as a drill by drilling its own hole, and as an anchor. Suitable for concrete applications to hang pipe, duct work, or machinery.



Discontinued Item

Part No.	Bolt Size	Anchor O.D.	Anchor Length	Thread Depth	Pull-Out Pounds	Shear Pounds
16155	5/8"	13/16"	3"	1"	10,250	9,900

- The test values listed above were obtained using 3,500 psi Concrete. A safe working load should not exceed 25% of stated values.
- Meets and/or exceeds GSA Specifications FF-S-325, Group III, Type 1.

Lok-Bolt™

The Lok-Bolt™ anchor is a pre-assembled single unit sleeve anchor available in carbon steel and stainless steel which can be used in concrete, block, brick and stone. Extension sleeves are added to create longer lengths.



Part No.	Size	Drill Dia.	Min. Embed.
16180	5/16" x 1-1/2"	5/16"	1-3/8"

WALL ANCHORS

HAMMER DRIVE ANCHORS

The Hammer Drive Anchor is an easy to use expansion anchor. Drill the anchor hole through the material to be fastened, place the anchor into the hole - a blow from a hammer will force the nail to expand for a permanent, reliable fastening.



Part No.	Anchor Size	Qty
16065	1/4 X 1"	25
16066	1/4 X 1-1/4"	25
16067	1/4 X 1-1/2"	25

LAG SHIELD ANCHORS

Designed for medium duty fastening on concrete, masonry, and brick. The Lag Shield is used with a lag screw to provide a dependable fastening. In hard masonry, short Lag Shields may be used to minimize drilling time. In softer masonry, the long Lag Shield will develop maximum holding strength.



Part No.	Diameter	Drill Diameter	Min. Depth	Length	Qty.
88300	1/4"	1/2"	1"	Regular	25
88301	1/4"	1/2"	1-1/2"	Long	25
88302	5/16"	1/2"	1-1/4"	Regular	25
88303	5/16"	1/2"	1-3/4"	Long	25
88304	3/8"	5/8"	1-3/4"	Regular	25
88305	3/8"	5/8"	2-1/2"	Long	25
88306	1/2"	3/4"	2"	Regular	25
88307	1/2"	3/4"	3"	Long	25

ANCHORS



Zinc Plated	Stainless Steel	Heavy Duty Applications in Concrete				
Part No.	Part No.	Diameter	Length	Hole Size	Thread Length	Qty.
16125		1/4	1-3/4"	1/4"	3/4"	25
16126		1/4	2-1/4"	1/4"	1-1/4"	25
16127		1/4	3"	1/4"	2-1/4"	25
16129	104006	3/8	2-1/4"	3/8"	1-1/4"	25
16130		3/8	2-3/4"	3/8"	1-5/8"	25
16131	104008	3/8	3"	3/8"	1-7/8"	25
16132	104010	3/8	3-3/4"	3/8"	2-5/8"	25
16133		3/8	5"	3/8"	3-7/8"	25
16134		3/8	7"	3/8"	5-7/8"	25
16135		1/2	2-3/4"	1/2"	1-3/8"	25
16136	104014	1/2	3-3/4"	1/2"	2-3/8"	25
16137	104015	1/2	4-1/2"	1/2"	3-1/8"	25
16138	104016	1/2	5-1/2"	1/2"	4-1/8"	25
16139		1/2	7"	1/2"	5-5/8"	25
16140		5/8	3-1/2"	5/8"	2"	25
16141	104021	5/8	5"	5/8"	3-1/2"	25
16142		5/8	6"	5/8"	4-1/2"	25
16143		5/8	7"	5/8"	5-1/2"	25
16144		5/8	8-1/2"	5/8"	7"	25
16146		3/4	4-1/4"	3/4"	2-3/8"	25
16147		3/4	5-1/2"	3/4"	3-5/8"	25
16148		3/4	7"	3/4"	5-1/8"	25
16149		3/4	8-1/2"	3/4"	6-5/8"	25
16150		3/4	10"	3/4"	8-1/8"	25
16160		1"	6"	1"	2-3/8"	25

WEDGE ANCHOR

Use in:

- Concrete or Wood

Install:

- Dock Bumpers, Hand Rails, Storage Racks & Machinery

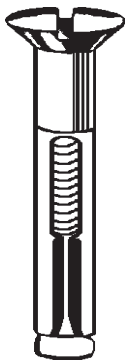
- Use Stainless Steel for added rust resistance

The Wedge Anchor is for heavy duty fastening applications where high pull out values in concrete are needed.

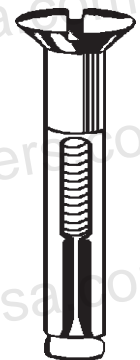
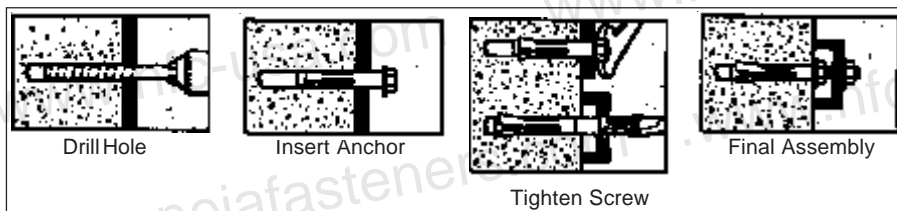
The anchor and the hole diameter are the same, simplifying installation by placing the anchor through the existing hole in the material to be fastened.

Due to its high resistance to vibratory loads, this anchor is ideal for installing machinery, hand rails, dock bumpers, storage racks, etc.

SLOTTED FLAT HEAD SLEEVE ANCHOR



Part No.	Diameter	Length	Bolt Dia.	Min. Imbedment	Qty.
16217	3/8	4"	5/16"	1-1/4"	25
16219	3/8	5"	5/16"	2"	25
16220	3/8	6"	5/16"	2"	25



ANCHORS

DROP-IN ANCHORS

This Anchor is a heavy duty anchor that is set by means of an internal expanding plug and setting tool. Once the hole is drilled, the anchor is placed in the hole and set by the blow from a hammer - directly on the setting tool.

Can be used in cinder block or concrete. Ideal for hanging pipe, duct work, machinery, etc.



Zinc Plated
Carbon Steel

Part No.	Rod Size	Hole Size	Thread Depth	Min. Drill Depth	Pull-Out Value	Shear Value
16032	1/4"	3/8"	7/16"	1"	2160	1700
16034	3/8"	1/2"	5/8"	1-9/16"	5815	3910
16036	1/2"	5/8"	13/16"	2"	8510	6520
16038	5/8"	7/8"	1-3/16"	2-1/2"	15260	9700
16040	3/4"	1"	1-3/8"	3-3/16"	16700	14200

STEEL DROP-IN ANCHOR TOOL



Part No.	
16010	1/4 "
16011	3/8 "
16012	1/2 "
16013	5/8 "

DOUBLE EXPANSION SHIELDS

The Double Expansion Shield is designed to be used in all types of masonry, as well as other soft materials.

Simply drill a hole in the material and drop threaded end into hole.

Fastens with machine screw or bolt.

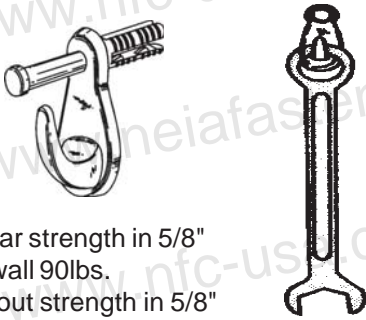


Hole size and bolt size clearly marked on each Double Expansion Shield!

Part No.	Screw Size	Drill Size	Min. Drill Depth	Qty.
16042	1/4"	1/2"	1-1/4"	25
16043	5/16"	5/8"	1-1/2"	25
16044	3/8"	3/4"	1-3/4"	25
16046	1/2"	7/8"	2-1/4"	25

NYLON ANCHORS & HANGERS

Nylon Cupped Hook
Part No. 16301



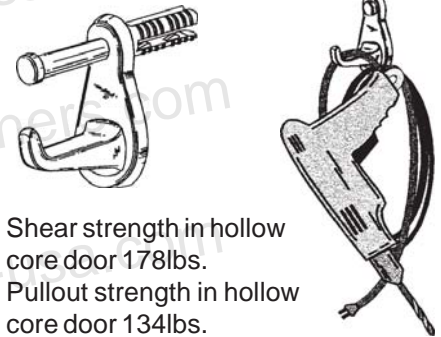
- Shear strength in 5/8" drywall 90lbs.
- Pullout strength in 5/8" drywall 42lbs.

Nylon Picture Hanger
Part No. 16302



- Shear strength in 5/8" drywall 90lbs.
- Pullout strength in 5/8" drywall 42lbs.

Nylon Utility Hook
Part No. 16303

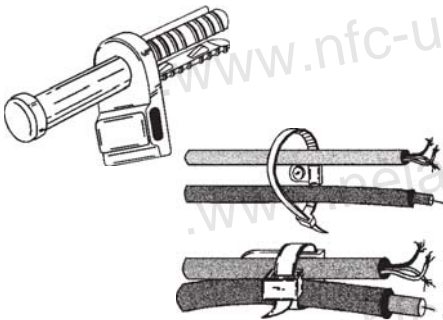


- Shear strength in hollow core door 178lbs.
- Pullout strength in hollow core door 134lbs.

Use in any wall material from 1/8" thick to solid concrete.

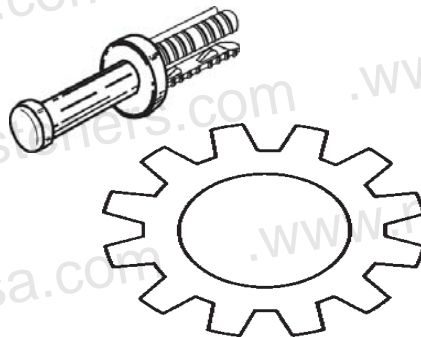
*Non Corrosive, Non Conductive!
Removable & Reusable!*

Nylon Wire & Cable Tie
Part No. 16305



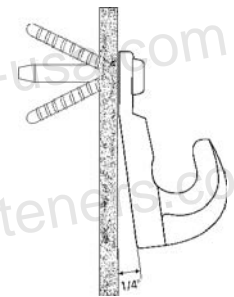
- Shear strength in 1/8" fiberglass 270lbs.
- Pullout strength in 1/8" fiberglass 144 lbs.

Nylon Universal
Part No. 16306 - 5/16"
Part No. 16315 - 1/4"



- Shear strength in solid concrete 302lbs.
- Pullout strength in solid concrete 122lbs.

Nylon Shelf
Part No. 16309 - 1/4"



- Shear strength in 5/8" drywall 90lbs.
- Pullout strength in 5/8" drywall 42lbs.

Use in any wall material from 1/8" thick to solid concrete.

*Non Corrosive, Non Conductive!
Removable & Reusable!*